


# TOPCON SERIES

ELT66TC16  
ELT66TC16 132-cell

620-645W  
16 BB Half-Cut N Type



## Management System Certificates

ISO 9001:2015 Quality Management System

ISO 14001:2015 Environmental Management System

ISO 45001:2018 Occupational Health and Safety Management System

## Product Certificates

IEC Sertifikaları: IEC 61215 / IEC 61730

IEC 62804 PID



## Performance Guarantees

**15** Years  
Product Warranty

**30** Years  
Performance Guarantee



Half cut cell technology can reduce internal power loss and improve component overall strength. Excellent heat dissipation prevents hot spot generation.



Certified to withstand extreme wind (**2400 Pa**) and snow loads (**5400 Pa**).

**3EL**

High performance glass-glass structure resistant to micro cracks increases reliability, triple hand test has been carried out for high quality control.



A high precision solar simulator was used.

**TopCon**

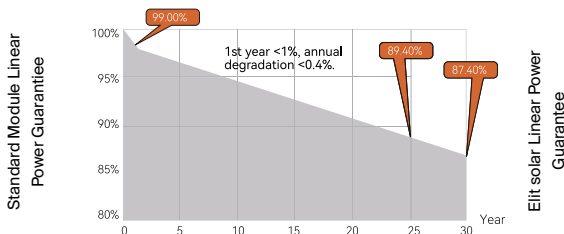
N-TopCon solar cells contain more electrons than regular silicon. TopCon is made of special type silicon wafer giving N type. While cells perform better at higher temperatures they show less deterioration over time.



It is designed for high voltage systems up to 1500 VDC. Increases the array length of solar energy systems and saves BOS costs

**PID**

PID Resistance



# ELT66TC16

1000 - 1500V module

620W / 625W / 630W / 635W / 640W / 645W

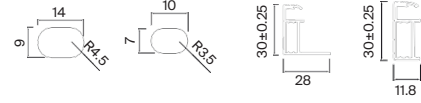
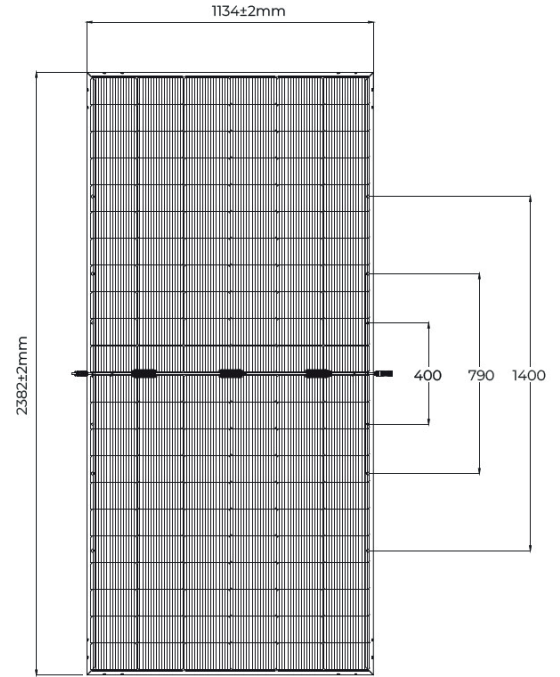
## Mechanical Properties

|                       |   |
|-----------------------|---|
| Cell Size             | Monocrystalline Silicon 16 Busbar 182.3x105 mm                    |
| Number of Cells       | 132 (6x22)  |
| Panel Size            | 2382mm x 1134mm x 30mm  |
| Weight                | 34 kg   |
| Glass-Glass           | Front / Back 2 mm high-transmittance, low-iron tempered glass.    |
| Frame                 | Anodized Aluminium Alloy  |
| Connection Box        | IP68  |
| Cable                 | 4MM <sup>2</sup> (UL/IEC) length: (+) 1300mm (-) 1350mm & ± 400mm |
| Connector             | MC4 EVO2  |
| Packaging Information | 36 Pieces/Pallet, 720 Pieces 40'HQ Container                      |

\*Cable Length could be resize according to request

## Thermal Characteristics

|                              |         |            |
|------------------------------|---------|------------|
| Pmax Temperature Coefficient | Y (Pm)  | -0.29%/°C  |
| Voc Temperature Coefficient  | β (Voc) | -0.25%/°C  |
| Isc Temperature Coefficient  | a (Isc) | +0.045%/°C |



## Electrical Properties

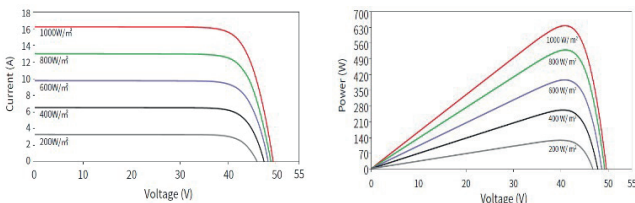
| Module                            | ELT66-TC16      | ELT66-TC16 | ELT66-TC16 | ELT66-TC16 | ELT66-TC16 | ELT66-TC16 |
|-----------------------------------|-----------------|------------|------------|------------|------------|------------|
| Max Power (Pmax)                  | 620 W           | 625 W      | 630 W      | 635W       | 640 W      | 645 W      |
| Open Circuit Voltage (Voc)        | 49.08 V         | 49.28 V    | 49.48 V    | 49.68 V    | 49.88 V    | 50.08 V    |
| Short Circuit Current (Isc)       | 16.08 A         | 16.14 A    | 16.20 A    | 16.26 A    | 16.32 A    | 16.38 A    |
| Maximum Power Point Voltage (VmP) | 40.74 V         | 40.88 V    | 41.02 V    | 41.16 V    | 41.30 V    | 41.44 V    |
| Maximum Power Point Current (ImP) | 15.22 A         | 15.29 A    | 15.36 A    | 15.43 A    | 15.50 A    | 15.57 A    |
| Module Efficiency                 | 23.14%          | 23.32%     | 23.51%     | 23.69%     | 23.88%     | 24.06%     |
| Power Tolerance                   | 0~+5W           |            |            |            |            |            |
| Maximum System Voltage            | 1500V DC(IEC)   |            |            |            |            |            |
| Maximum Reverse Current           | 35A             |            |            |            |            |            |
| Operating Range                   | -40°C to + 85°C |            |            |            |            |            |

\*STC:1000W/M<sup>2</sup>, 25°C, AM 1.5

In low irradiance conditions, the panel may differ from the stated efficiency values.

## I-V Curve

Current - Voltage & Power - Voltage Curve



elitsolar.com.tr

☎ 444 27 45  
✉ info@elitsolar.com.tr  
📍 in | elitsolarenerji

5.OSB 83501 Nolu Cadde No:43  
Başpınar Şehitkamil / GAZİANTEP / TÜRKİYE

